

LINCOLN COUNTY

AUGUST 2024 STATS AT A GLANCE





118
NEW LISTINGS
^ 28.3% Prior Year



506
ACTIVE LISTINGS
^ 31.8% Prior Year



87
DAYS ON MARKET
^ 42.6% Prior Year



\$595,912
AVERAGE PRICE
^ 9.7% Prior Year




5.1
MONTHS OF INVENTORY
^ 106.3% Prior Year



\$274
PRICE PER SQ. FT.
^ 10.0% Prior Year



60
NUMBER OF SALES
v -18.9% Prior Year

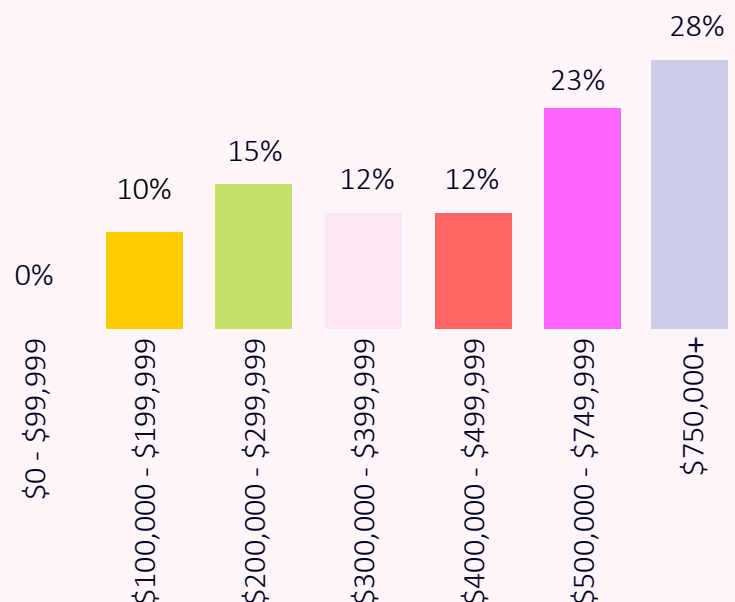


\$35,754,747
SOLD VOLUME
v -11.0% Prior Year

AREA HIGHLIGHTS

MLS Area	Closed Sales	Days on Market	Average Price	Price Per Sq. Ft.	Sold Volume
Alto Lakes G&CC/Kokopelli	13	124	\$1,022,172	\$369	\$13,288,247
Alto to Bonito River	6	108	\$818,416	\$281	\$4,910,500
Carrizozo	0	0	\$0	\$0	\$0
E/Capitan to Hwy 70	0	0	\$0	\$0	\$0
E/Ruidoso Downs to Tinnie	1	218	\$800,000	\$470	\$800,000
N/Bonito River to N/Capitan	3	55	\$427,333	\$211	\$1,282,000
Rest of Lincoln County	1	98	\$1,000,000	\$333	\$1,000,000
Ruidoso	34	65	\$413,382	\$243	\$14,055,000
Ruidoso Downs	2	144	\$209,500	\$141	\$419,000

PRICE DISTRIBUTION



Based on information from the Ruidoso/Lincoln County Association of REALTORS® Multiple Listing Service residential sales only, within Lincoln County New Mexico. Ruidoso/Lincoln County Association of REALTORS® does not guarantee nor is in any way responsible for the accuracy.