



# LINCOLN COUNTY


## DECEMBER 2024 STATS AT A GLANCE


**47**  
NEW LISTINGS  
^ 27.0% Prior Year



**459**  
ACTIVE LISTINGS  
^ 75.2% Prior Year



**90**  
DAYS ON MARKET  
^ 16.9% Prior Year




**\$475,635**  
AVERAGE PRICE  
^ 28.3% Prior Year




**6.2**  
MONTHS OF INVENTORY  
^ 49.1% Prior Year



**\$249**  
PRICE PER SQ. FT.  
^ 17.5% Prior Year



**37**  
NUMBER OF SALES  
^ 2.8% Prior Year

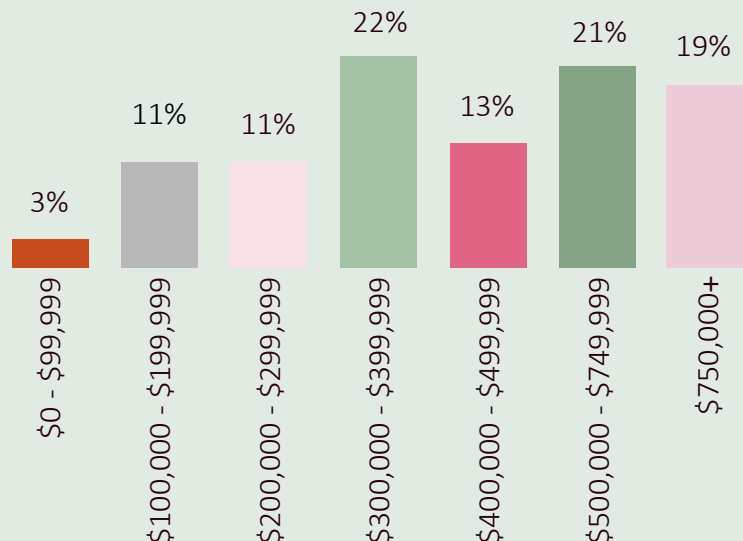


**\$17,598,500**  
SOLD VOLUME  
^ 31.9% Prior Year

### AREA HIGHLIGHTS

MLS Area	Closed Sales	Days on Market	Average Price	Price Per Sq. Ft.	Sold Volume
Alto Lakes G&CC/Kokopelli	5	102	\$702,000	\$328	\$3,510,000
Alto to Bonito River	5	62	\$645,600	\$336	\$3,228,000
Carrizozo	0	0	\$0	\$0	\$0
E/Capitan to Hwy 70	2	104	\$536,250	\$266	\$1,072,500
E/Ruidoso Downs to Tinnie	0	0	\$0	\$0	\$0
N/Bonito River to N/Capitan	1	116	\$140,000	\$134	\$140,000
Rest of Lincoln County	1	81	\$510,000	\$364	\$510,000
Ruidoso	22	90	\$401,045	\$213	\$8,823,000
Ruidoso Downs	1	115	\$315,000	\$163	\$315,000

### PRICE DISTRIBUTION



Based on information from the Ruidoso/Lincoln County Association of REALTORS® Multiple Listing Service residential sales only, within Lincoln County New Mexico. Ruidoso/Lincoln County Association of REALTORS® does not guarantee nor is in any way responsible for the accuracy.