

LINCOLN COUNTY

AUGUST 2023 STATS AT A GLANCE





88
NEW LISTINGS
-5.4% Prior Year



392
ACTIVE LISTINGS
13.0% Prior Year



61
DAYS ON MARKET
-31.5% Prior Year



\$544,575
AVERAGE PRICE
25.7% Prior Year




3.1
MONTHS OF INVENTORY
56.0% Prior Year



\$250
PRICE PER SQ. FT.
10.1% Prior Year



73
NUMBER OF SALES
-13.1% Prior Year

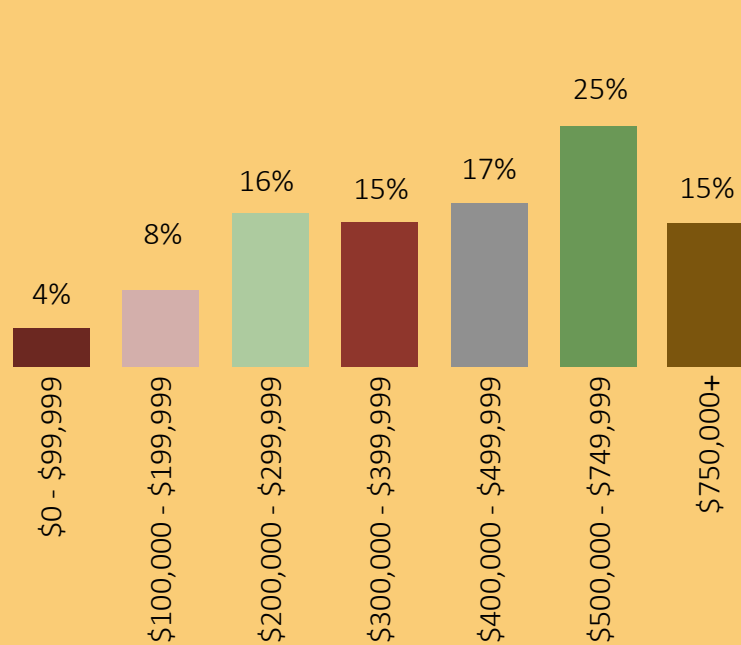


\$39,754,031
SOLD VOLUME
9.3% Prior Year

AREA HIGHLIGHTS

MLS Area	Closed Sales	Days on Market	Average Price	Price Per Sq. Ft.	Sold Volume
Alto Lakes G&CC/Kokopelli	12	56	\$1,242,708	\$355	\$14,912,500
Alto to Bonito River	9	117	\$524,055	\$224	\$4,716,500
Carrizozo	0	0	\$0	\$0	\$0
E/Capitan to Hwy 70	1	2	\$239,500	\$136	\$239,500
E/Ruidoso Downs to Tinnie	0	0	\$0	\$0	\$0
N/Bonito River to N/Capitan	1	30	\$159,500	\$118	\$159,500
Rest of Lincoln County	0	0	\$0	\$0	\$0
Ruidoso	45	69	\$423,756	\$248	\$19,069,031
Ruidoso Downs	5	52	\$131,400	\$103	\$657,000

PRICE DISTRIBUTION



Based on information from the Ruidoso/Lincoln County Association of REALTORS® Multiple Listing Service residential sales only, within Lincoln County New Mexico. Ruidoso/Lincoln County Association of REALTORS® does not guarantee nor is in any way responsible for the accuracy.